

KOMPAN®



IMAGINATIVE PLAY

CREATIVITY AND FUN FOR
TODDLERS & PRESCHOOL CHILDREN
AGE: 1-6 YEARS






SPARK THE IMAGINATION

Combining clear colours with soft and friendly shapes, MOMENTS products say “Hey, come play with me!” Sliding, swinging and wobbling never gets old, even as younger children grow up from being toddlers. MOMENTS Imaginative play tantalises with themes children identify with, that inspire play, spark the imagination and support the development of important social skills. The bright colours welcome the child and inspire playfulness while also clearly signalling spatial relations to the child.

SCALED FOR TODDLERS

Addressing issues of scale is an essential part of designing play equipment for children. The average toddler is about half as tall as an adult, which means that what an adult considers a reasonable size for a slide may still appear insurmountable to a toddler. Failing to consider these natural differences in size and body competence may result in play equipment that seems scary and overwhelming to toddlers rather than thrilling and challenging. The MOMENTS Toddler series has been designed and scaled specifically for toddlers for this exact reason.

WELCOME TO A WORLD OF IMAGINATION!

A young child with light hair, wearing a blue and white striped long-sleeved shirt and dark pants, is playing on a red play structure. The child is holding a yellow bowl-shaped object. The background is a blurred green lawn.

“Recent studies show that toddler parallel play is full of non-verbal interaction, which constitutes the beginning of forming social relations and friendships”

“parallel play is important for toddlers as the bridge to more complex cooperative activities and as one of the ways children may ease into an already established group”





IT'S ALL ABOUT CREATIVITY AND IMAGINATION

BODY BASICS

Being a toddler is about learning body basics through the development of the sensorimotor system. Getting to grips with your body and its place within the world and the effect it has is of critical importance to later development. Building a good awareness of the body in space and time, understanding cause and effect and strengthening the vestibular system are fundamental human competences that will form the basis of all of life's future lessons. A playground that offers variety and relevant physical challenges will help our children acquire these competences.

A toddler's tactile sense – or sense of touch – is not fully matured. Hand-eye coordination needs to be stimulated, supported and practiced again and again. As preschoolers the children grow to understand the cause and effect of phenomena in their surroundings, learning through play and first-hand interaction. Since children need to experience things to understand them clearly, playgrounds should provide opportunities for cause-and-effect play such as manipulating various items.



"A vast variety of manipulative and tactile elements that makes for great storytelling, role playing and interaction"




ON TOP OF THE WORLD

Providing a rich emotional layer is another key element in structuring a playground experience. Toddlers are curious by nature and this curiosity should be rewarded by allowing the children to experience the elation of discovery through details in play structures and manipulative elements. But first and foremost, toddler play should be about feeling a sense of accomplishment. This can be achieved through equipment that is scaled and designed for the age group, and which builds the toddlers' self-esteem by offering challenges they can meet. The feeling of control is very important to toddlers, taking their first steps in a big world where they are rarely in control of what happens.

ROLE PLAY BUILDS LANGUAGE SKILLS

A key driver of language development among toddlers is adult-child interaction. Playgrounds and play equipment can spur this important verbal interaction – especially when they thematise familiar surroundings and support imaginative play. Elements that can be described, reported, named or compared also help toddlers acquire these crucial early skills.

Preschoolers increasingly express themselves through spoken language. This leads to hours of role play and highly imaginative games that can go on for hours or even days. Along with fairytales and other imaginative stimuli, play areas offering inspiring themes support the active use of language.





LANGUAGE STIMULATION

A key part of nursery and pre school curricula is language acquisition and support. To sustain the toddler's uptake of language, we as adults need to provide a range of elements and situations that allow the child to describe, report, argue, ask and predict. But equally important we need to provide physical stimuli that supports language acquisition. Movements such as swinging and rocking foster a firm understanding of rhythm, which is essential to learning a language. Equally important is cross-body coordination, which improves connections between the right and left sides of the brain. Cross-body coordination can be specifically stimulated through activities such as climbing or crawling.



JUST IMAGINE

Building children's creative skills has perhaps never been as important as it is now. Conceptual thinking and imagination will be key competences in the future and they can be supported and developed by incorporating ideas that toddlers cannot experience directly in the playground. This could be through unique environments or through settings that promote fantasy and role-playing. You can also strengthen toddlers' creative skills by appealing to the 'explorer' in them with materials and settings that easily lend themselves to experimentation.



Guided by contrasts

Toddlers react positively to contrasts and in many cases use them to navigate safely in the world. The colour contrasts in the MOMENTS Toddler series improves the children's understanding of proportions, differences in levels and supports the development of the toddler's spatial awareness.

Visit www.KOMPAN.com to learn more about the new products



KOMPAN PLAY INSTITUTE



PLAY THE KOMPAN WAY

Play is essential to children. To play is to learn and enjoy at the same time. Through free play children learn about themselves and the world around them, building up their physical, emotional, social, cognitive and creative skills as they go along. Children play purely for pleasure. Adults see it also as an opportunity for children to grow. A well-created play area needs to strike the right balance between the two, but the children always come first.

A NETWORK ON PLAY

The KOMPAN Play Institute is a network of international specialists in active outdoor environments for children and young people. We keep an eye on trends in society and look at how they affect children, teenagers, their playgrounds and outdoor spaces around the world. For more than 40 years our goal has been to share our knowledge for the benefit of children and young people as well as the adults who work in this field – and it still is.

We also use this valuable knowledge in our product design, to ensure they address key areas of child development.

Great playgrounds are built on knowledge and that's why you can be sure that a KOMPAN playground supports health, learning and social inclusion.



“Want to know more about playground safety, materials and KOMPAN® warranties? Visit www.KOMPAN.com”



KOMPAN® – THE SAFE CHOICE

SAFETY FIRST

Creating perfect play equipment is about striking the right balance between security and challenges. Our children need to feel secure to truly express themselves, and they need challenges to learn new skills and feel a sense of achievement. KOMPAN® strikes this balance by providing challenging playground equipment that, while complying with the European EN1176/EN1177 and American ASTM F1487 safety standards, helps our children to grow.

SUPERIOR QUALITY AND WARRANTY

KOMPAN® MOMENTS play equipment is produced from superior environmental friendly HDPE (High-Density-Polyethylene) panels. This unique high impact and vandal resistant material gives the MOMENTS products lower maintenance cost and high resistance to wear and tear throughout the lifetime of the equipment.



















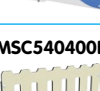

































“HDPE is the best possible material for playground equipment. It is suitable for all weather conditions and is extremely durable.”

Technical product information:





Accessibility is about inclusion – all children, teens and adults should be included in play no matter what their ability. All the NEW 1-4 year products are within ADA guidelines.



M188P 	Max. Fall height: 36 cm Product height: 58 cm Safety Zone LxW: 286x228 Min. Surfacing area: 5,3 m ²	M412P New 	Max. Fall height: 30 cm Product height: 119 cm Safety Zone LxW: 439x416 Min. Surfacing area: 16,3 m ²	MSC5408P 	Max. Fall height: - cm Product height: 124 cm Safety Zone LxW: 475x382 Min. Surfacing area: 14 m ²
M189P 	Max. Fall height: 38 cm Product height: 86 cm Safety Zone LxW: 280x260 Min. Surfacing area: 5,6 m ²	M536P New 	Max. Fall height: 48 cm Product height: 130 cm Safety Zone LxW: 435x386 Min. Surfacing area: 14,8 m ²	MSC5410P 	Max. Fall height: - cm Product height: 136 cm Safety Zone LxW: 469x316 Min. Surfacing area: 12,4 m ²
M190P 	Max. Fall height: 60 cm Product height: 60 cm Safety Zone LxW: 338x248 Min. Surfacing area: 7,2 m ²	M537P New 	Max. Fall height: 48 cm Product height: 132 cm Safety Zone LxW: 396x396 Min. Surfacing area: 13,4 m ²	MSC5411P 	Max. Fall height: - cm Product height: 127 cm Safety Zone LxW: 481x310 Min. Surfacing area: 12,7 m ²
M191P 	Max. Fall height: 60 cm Product height: 87 cm Safety Zone LxW: 346x346 Min. Surfacing area: 9,3 m ²	M538P New 	Max. Fall height: 48 cm Product height: 132 cm Safety Zone LxW: 396x396 Min. Surfacing area: 13,4 m ²	MSC5412P 	Max. Fall height: - cm Product height: 139 cm Safety Zone LxW: 471x377 Min. Surfacing area: 13,7 m ²
M195P 	Max. Fall height: 60 cm Product height: 60 cm Safety Zone LxW: 338x248 Min. Surfacing area: 7,2 m ²	MSC5401P 	Max. Fall height: 72 cm Product height: 125 cm Safety Zone LxW: 465x376 Min. Surfacing area: 13,5 m ²	MSC5413P 	Max. Fall height: - cm Product height: 120 cm Safety Zone LxW: 480x378 Min. Surfacing area: 14 m ²
M259P 	Max. Fall height: 21 cm Product height: 21 cm Safety Zone LxW: 344x344 Min. Surfacing area: 9,3 m ²	MSC5402P 	Max. Fall height: 100 cm Product height: 142 cm Safety Zone LxW: 492x356 Min. Surfacing area: 14,4 m ²	MSC5414P 	Max. Fall height: 30 cm Product height: 120 cm Safety Zone LxW: 488x415 Min. Surfacing area: 17,5 m ²
M26001P 	Max. Fall height: - cm Product height: 38 cm Safety Zone LxW: 399x399 Min. Surfacing area: 12,5 m ²	MSC540202P 	Max. Fall height: 100 cm Product height: 142 cm Safety Zone LxW: 591x353 Min. Surfacing area: 16,8 m ²	MSC5415P 	Max. Fall height: 20 cm Product height: 139 cm Safety Zone LxW: 494x414 Min. Surfacing area: 17,3 m ²
M26002P 	Max. Fall height: - cm Product height: 38 cm Safety Zone LxW: 399x399 Min. Surfacing area: 12,5 m ²	MSC540400P 	Max. Fall height: - cm Product height: 71 cm Safety Zone LxW: 115x6 Min. Surfacing area: - m ²	MSC5416P 	Max. Fall height: 56 cm Product height: 136 cm Safety Zone LxW: 481x416 Min. Surfacing area: 17,2 m ²
M26003P 	Max. Fall height: - cm Product height: 38 cm Safety Zone LxW: 399x399 Min. Surfacing area: 12,5 m ²	MSC540401P 	Max. Fall height: - cm Product height: 71 cm Safety Zone LxW: 115x6 Min. Surfacing area: - m ²	MSC5417P 	Max. Fall height: 100 cm Product height: 149x cm Safety Zone LxW: 505x527 Min. Surfacing area: 19,7 m ²
M261P 	Max. Fall height: 21 cm Product height: 40 cm Safety Zone LxW: 429x443 Min. Surfacing area: 14,8 m ²	MSC540402P 	Max. Fall height: - cm Product height: 74 cm Safety Zone LxW: 119x14 Min. Surfacing area: - m ²	MSC541702P 	Max. Fall height: 100 cm Product height: 149 cm Safety Zone LxW: 612x477 Min. Surfacing area: 20,7 m ²
M951P 	Max. Fall height: 80 cm Product height: 141 cm Safety Zone LxW: 338x125 Min. Surfacing area: 4,1 m ²	MSC5405P 	Max. Fall height: - cm Product height: 71 cm Safety Zone LxW: 98x11 Min. Surfacing area: - m ²	MSC542200P 	Max. Fall height: 100 cm Product height: 149 cm Safety Zone LxW: 527x531 Min. Surfacing area: 20,4 m ²
M410P New 	Max. Fall height: 30 cm Product height: 119 cm Safety Zone LxW: 439x416 Min. Surfacing area: 16,3 m ²	MSC5406P 	Max. Fall height: - cm Product height: 92 cm Safety Zone LxW: 418x314 Min. Surfacing area: 10,8 m ²	MSC542300P 	Max. Fall height: 60 cm Product height: 149 cm Safety Zone LxW: 542x496 Min. Surfacing area: 19,8 m ²
M411P New 	Max. Fall height: 30 cm Product height: 119 cm Safety Zone LxW: 439x416 Min. Surfacing area: 16,3 m ²	MSC5407P 	Max. Fall height: - cm Product height: 120 cm Safety Zone LxW: 486x387 Min. Surfacing area: 14,4 m ²	MSC542400P 	Max. Fall height: 100 cm Product height: 149 cm Safety Zone LxW: 527x623 Min. Surfacing area: 25,1 m ²

M620P 	Max. Fall height: 44 cm Product height: 97 cm Safety Zone LxW: 423x346 Min. Surfacing area: 12,5 m ²	MSC5420P 	Max. Fall height: 30 cm Product height: 140 cm Safety Zone LxW: 488x373 Min. Surfacing area: 14,2 m ²	M174P <i>New</i> 	Max. Fall height: 47 cm Product height: 79 cm Safety Zone LxW: 350x254 Min. Surfacing area: 8 m ²
M631P 	Max. Fall height: - cm Product height: 61 cm Safety Zone LxW: 349x367 Min. Surfacing area: 10 m ²	MSC542102P 	Max. Fall height: 45 cm Product height: 170 cm Safety Zone LxW: 518x494 Min. Surfacing area: 22 m ²	M175P <i>New</i> 	Max. Fall height: 50 cm Product height: 61 cm Safety Zone LxW: 350x350 Min. Surfacing area: 9,6 m ²
M63272P 	Max. Fall height: 27 cm Product height: 137 cm Safety Zone LxW: 485x416 Min. Surfacing area: 17,4 m ²	MSC542103P 	Max. Fall height: 45 cm Product height: 170 cm Safety Zone LxW: 596x522 Min. Surfacing area: 28 m ²	M177P <i>New</i> 	Max. Fall height: 39 cm Product height: 78 cm Safety Zone LxW: 350x240 Min. Surfacing area: 7,5 m ²
M63273P 	Max. Fall height: 27 cm Product height: 137 cm Safety Zone LxW: 600x414 Min. Surfacing area: 21,9 m ²	MSC5427P <i>New</i> 	Max. Fall height: 60 cm Product height: 140 cm Safety Zone LxW: 492x353 Min. Surfacing area: 14,5 m ²	M18802P <i>New</i> 	Max. Fall height: 33 cm Product height: 58 cm Safety Zone LxW: 286x228 Min. Surfacing area: 5,3 m ²
M63274P 	Max. Fall height: 27 cm Product height: 137 cm Safety Zone LxW: 486x507 Min. Surfacing area: 21,8 m ²	PCM000110 <i>New</i> 	Max. Fall height: 31 cm Product height: 77 cm Safety Zone LxW: 418x342 Min. Surfacing area: 11,3 m ²	MSC5425P <i>New</i> 	Max. Fall height: 49 cm Product height: 136 cm Safety Zone LxW: 530x414 Min. Surfacing area: 17,3 m ²
MSC541800P 	Max. Fall height: 28 cm Product height: 30 cm Safety Zone LxW: 425x473 Min. Surfacing area: 18 m ²	PCM000210 <i>New</i> 	Max. Fall height: 28 cm Product height: 83 cm Safety Zone LxW: 356x390 Min. Surfacing area: 11 m ²	MSC5426P <i>New</i> 	Max. Fall height: 100 cm Product height: 166 cm Safety Zone LxW: 456x509 Min. Surfacing area: 18,2 m ²
MSC541801P 	Max. Fall height: 28 cm Product height: 131 cm Safety Zone LxW: 439x480 Min. Surfacing area: 18,4 m ²	PCM000310 <i>New</i> 	Max. Fall height: 29 cm Product height: 107 cm Safety Zone LxW: 526x424 Min. Surfacing area: 16,7 m ²	MSC6425P <i>New</i> 	Max. Fall height: 100 cm Product height: 208 cm Safety Zone LxW: 501x620 Min. Surfacing area: 22,5 m ²
MSC541802P 	Max. Fall height: 28 cm Product height: 30 cm Safety Zone LxW: 548x473 Min. Surfacing area: 23,9 m ²	PCM000410 <i>New</i> 	Max. Fall height: 99 cm Product height: 107 cm Safety Zone LxW: 711x604 Min. Surfacing area: 26,1 m ²	MSC6426P <i>New</i> 	Max. Fall height: 137 cm Product height: 359 cm Safety Zone LxW: 609x501 Min. Surfacing area: 22,5 m ²
MSC541803P 	Max. Fall height: 28 cm Product height: 131 cm Safety Zone LxW: 548x480 Min. Surfacing area: 24 m ²	PCM000510 <i>New</i> 	Max. Fall height: 37 cm Product height: 107 cm Safety Zone LxW: 638x531 Min. Surfacing area: 25,7 m ²	MSC6427P <i>New</i> 	Max. Fall height: 137 cm Product height: 369 cm Safety Zone LxW: 759x654 Min. Surfacing area: 33,2 m ²
MSC5419P 	Max. Fall height: 49 cm Product height: 127 cm Safety Zone LxW: 534x434 Min. Surfacing area: 17,4 m ²	M173P <i>New</i> 	Max. Fall height: 46 cm Product height: 80 cm Safety Zone LxW: 350x236 Min. Surfacing area: 7,54 m ²	MSC6428P <i>New</i> 	Max. Fall height: 137 cm Product height: 369 cm Safety Zone LxW: 759x660 Min. Surfacing area: 33,9 m ²

KOMPAN® NATURE

NAT503 	Max. Fall height: 40 cm Product height: 94 cm Safety Zone LxW: 523x368 Min. Surfacing area: 16,7 m ²	NAT504 	Max. Fall height: 100 cm Product height: 138 cm Safety Zone LxW: 459x576 Min. Surfacing area: 20,2 m ²
NAT505 	Max. Fall height: 100 cm Product height: 215 cm Safety Zone LxW: 669x453 Min. Surfacing area: 22,2 m ²	NAT506 	Max. Fall height: 100 cm Product height: 218 cm Safety Zone LxW: 454x719 Min. Surfacing area: 24,5 m ²

The entire Xpedition line of NATURE is made of 100% FSC certified wood. Each product is marked with the FSC Label. This wood comes from well-managed forests which have been assessed according to:



www.fsc.org
FSC™ COO4450

The mark of Responsible Forestry
Look for FSC™ certified products

WHY KOMPAN ..?

WE TAKE YOUR INVESTMENT SERIOUSLY

When you purchase one of our play solutions, you invest in more than just a playground. You invest in unique, innovative play experiences, in superior-quality products and in a second-to-none service team always ready and willing to assist.

YOU'LL FIND KOMPAN WHEREVER YOU NEED US

Where there are children, there's always a passion for play. And where there are opportunities for play, count on KOMPAN to be close at hand and ready to assist. Play is a global activity, and as the world's No. 1 playground supplier, KOMPAN maintains a strong global presence, ready to support you every step of the way. When you partner with KOMPAN, you can rest assured that we speak your language, live in your time zone and can provide service quickly, no matter where you are located.

BUILT TO LAST

Playgrounds are not timeless structures, and we know that any playground can be a challenge to maintain. Weather wears them down. Some people even try to tear them down.

Although tough, these challenges can be overcome if playgrounds are built using the right materials and methods – meaning higher quality and durability and a lower total cost of ownership for you.

A RELIABLE PARTNER

As magical as playgrounds can seem to be, they don't appear magically. Setting up a playground can be a complex process that sometimes calls for support along the way.

We understand the processes of planning, designing, approving, installing and eventually maintaining your playground. With us as your preferred partner, you can count on getting the advice and assistance you need every step of the way.

THE MARKET'S BIGGEST RANGE

How do you build the largest range of playground solutions on the market today? You keep moving forward

through continuous innovation.

The products in our market-leading range span all ages, cover every potential category and accommodate every imaginable aspect of a child's physical and mental development. We offer both timeless classics and out-of-this-world innovation – making it easy for you to choose a unique solution that will stimulate curiosity, excitement and child-development.

Contact KOMPAN now on 01908 201002 or mail us at kompan.uk@kompan.com to learn more about how we can collaborate with you, helping you to help the children.



KOMPAN UK

KOMPAN Ltd.
21 Roebuck Way, Knowlhill,
Milton Keynes
Buckinghamshire,
MK5 8HL
Tel.: 01908 201002
Fax: 01908 201007
kompan.uk@kompan.com

Go Play Ltd

Galway Technology Centre,
Mervue Business Park,
Galway
Tel: 091 704844
www.goplay.ie

KOMPAN Scotland

The Play Practice Ltd
Quarrywood Court
Livingston
EH54 6AX
Tel 01506 442266
Fax 01506 442299
kompan.uk@kompan.com